


**Audited Statement of Accounts  
&  
Statutory Auditor's Report  
Financial Year 2017-18**



**National Institute of Science Education and Research  
Bhubaneswar**

**Auditor**

**P K NAYAK & CO.**

CHARTERED ACCOUNTANTS

446, Sahid Nagar, Bhubaneswar-751007, Odisha  
Tel.: 0674-2547560, Email: pknayakco@yahoo.com



**P K NAYAK & CO.**  
Chartered Accountants

446 – SAHID NAGAR, Bhubaneswar-751007  
Tel.: 0674-2547560 / 2545560  
Fax : 0674 - 2545491  
Email: pknayakco@yahoo.com

## INDEPENDENT AUDITORS' REPORT

**TO**  
**THE MEMBERS**  
**National Institute of Science Education and Research ,**  
**P.O:Jatni,Dist:Khurda,Odisha**  
**PIN-752050**

We have audited the accompanying financial statements of National Institute of Science Education and Research ('The Institute'), which comprise the Balance Sheet as at 31 March 2018, the Income and Expenditure account and the cash Receipt & Payment account for the year ended, and a summary of significant accounting policies and other explanatory information.

### **Management's Responsibility for the Standalone Financial Statements**

The management is responsible for the preparation of these financial statements that give a true and fair view of the financial position, financial performance of the Institute in accordance with the accounting principles generally accepted in India. This responsibility also includes maintenance of adequate accounting records for safeguarding the assets of the Institute and for preventing and detecting frauds and other irregularities; selection and application of appropriate accounting policies; making judgments and estimates that are reasonable and prudent and design, implementation and maintenance of adequate internal financial controls, that were operating effectively for ensuring the accuracy and completeness of the accounting records, relevant to the preparation and presentation of the financial statements that give a true and fair view and are free from material misstatement, whether due to fraud or error.

### **Auditor's Responsibility**

Our responsibility is to express an opinion on these financial statements based on our audit. We have taken into account the accounting and auditing standards generally accepted in India.

We conducted our audit in accordance with the Standards on Auditing issued by the Institute of Chartered Accountants of India. Those Standards require that we comply with ethical requirements and plan and perform the audit to obtain reasonable assurance about whether the financial statements are free from material misstatement.

An audit involves performing procedures to obtain audit evidence about the amounts and the disclosures in the financial statements. The procedures selected depend on the auditor's judgment, including the assessment of the risks of material misstatement of the financial statements, whether due to fraud or error. In making those risk assessments, the auditor considers internal financial control relevant to the Institute's preparation of the financial statements that give a true and fair view in order to design audit procedures that are appropriate in the circumstances, but not for the purpose of expressing an opinion on whether the Institute has in place an adequate internal financial controls system over financial reporting and the operating effectiveness of such controls. An audit also includes evaluating the appropriateness of the accounting policies used and the reasonableness of the accounting estimates made by the Institute as well as evaluating the overall presentation of the financial statements.

We believe that the audit evidence we have obtained is sufficient and appropriate to provide a basis for our audit opinion on the standalone financial statements.



Contd...P/2

**P. K. NAYAK & CO.**

**Opinion**

In our opinion and to the best of our information and according to the explanations given to us, the aforesaid financial statements give the information required by the Act in the manner so required and give a true and fair view in conformity with the accounting principles generally accepted in India,

**Further to our observations annexed hereto, we report as follows:**

1. We have obtained all the information and explanations, which to the best of our knowledge and belief were necessary for the purpose of our audit.
2. In our opinion proper books of accounts have been kept by the Institute so far as appears from our examination of those books.
3. The Balance Sheet and the Income and Expenditure Account dealt with by this report are in agreement with the books of accounts maintained by the Institute.
4. In our opinion and to the best of our information and according to explanations given to us the said accounts give a true and fair view:
  - (i) In the case of the Balance Sheet, of the state of affairs of the Institute as at 31<sup>st</sup> March, 2018.

**AND**

- (ii) In the case of Income and Expenditure Account of the excess of income over expenditure for the year ended on that date.

For **P. K. NAYAK & CO.**  
Chartered Accountants  
FRN - 318155E



*Susanta Kumar Sahoo*

**(CA. S.K.SAHOO)**  
Partner  
M. No. 060588

Place: Bhubaneswar  
Date: 05.09.2018

ANNUAL ACCOUNTS 2017-18

BALANCE SHEET AS AT 31ST MARCH, 2018

Amount in Rs.

Particulars	Schedule	As at 31st March, 2018	As at 31st March, 2017
<b>CORPUS/CAPITAL FUND AND LIABILITIES</b>			
CORPUS/CAPITAL FUND	1	8,54,65,88,072	7,96,43,15,009
RESERVES AND SURPLUS	2	-	-
earmarked/Endowment Funds	3	-	-
Secured Loans and Borrowings	4	-	-
Unsecured Loans and Borrowings	5	-	-
Deferred Credit Liabilities	6	-	-
Current Liabilities and Provisions	7	12,26,16,187	9,14,01,538
<b>TOTAL Rs.</b>		<b>8,66,92,05,059</b>	<b>8,05,57,16,547</b>
<b>ASSETS</b>			
Fixed Assets	8	1,77,72,99,641	1,37,34,95,978
Investments- From Earmarked/Endowment Funds	9	-	-
Investments-Others	10	6,29,72,523	14,24,04,232
Current Assets, Loans, Advances etc.	11	6,82,89,32,895	6,53,96,16,338
Miscellaneous Expenditure (to the extent not written off or adjusted)		-	-
<b>TOTAL Rs.</b>		<b>8,66,92,05,059</b>	<b>8,05,57,16,547</b>
Significant Accounting Policies	24		
Contingent Liabilities and Notes on Accounts	25		

As per our report of even date attached

For P. K. NAYAK & CO.  
Chartered Accountants  
FRN - 318155E

Sukanta K  
(CA. S.K.Sahoo)  
Partner  
M. No. 060588



*[Signature]*  
APC (T&A)

*[Signature]*  
Officer on Special Duty  
Finance

*[Signature]*  
Director

Date: 05.09.2018  
Place: Bhubaneswar

**ANNUAL ACCOUNTS 2017 - 18**

**INCOME AND EXPENDITURE ACCOUNT FOR THE YEAR ENDED 31ST MARCH, 2018**

Amount in Rs.			
Particulars	Schedule	For the Year Ended 31st March, 2018	For the Year Ended 31st March, 2017
<b>INCOME</b>			
Income from Sales/ Services	12	-	-
Grant / Subsidies	13	99,15,91,348	90,55,89,923
Fees / Subscriptions	14	1,50,67,261	1,18,73,514
Income from Investment	15	-	-
Income from Royalty, Publication etc.	16	-	-
Interest Earned	17	2,25,38,958	2,74,07,176
Other Income	18	-	-
Increase/(decrease) in stock of Finished goods and work-in-progress	19	-	-
<b>TOTAL (A)</b>		<b>1,02,91,97,567</b>	<b>94,48,70,613</b>
<b>EXPENDITURE</b>			
Establishment Expenses	20	48,36,56,200	34,51,88,163
Other Administrative Expenses etc.	21	26,14,84,671	20,51,97,058
Expenditure on Grants, Subsidies etc.	22	-	-
Interest	23	-	-
Depreciation (Net: total at the year-end-corresponding to Schedule 8)		14,39,69,349	17,76,08,403
<b>TOTAL (B)</b>		<b>88,81,10,220</b>	<b>72,79,93,625</b>
<b>Balance being excess of Income over Expenditure (A-B)</b>		<b>14,00,87,347</b>	<b>21,68,76,988</b>
Add: Depreciation Adjustment		-	-
Less: Prior Period Expenditure		26,22,136	1,83,000
Add: Prior Period Income		-	83,994
<b>BALANCE BEING SURPLUS/(DEFICIT) CARRIED TO CORPUS/CAPITAL FUND</b>		<b>13,74,65,211</b>	<b>21,67,97,982</b>
SIGNIFICANT ACCOUNTING POLICIES	24		
CONTINGENT LIABILITIES AND NOTES ON ACCOUNTS	25		

As per our report of even date attached

For **P. K. NAYAK & CO.**  
Chartered Accountants  
FRN - 318155E

(CA. S.K.Sahoo)  
Partner  
M. No. 060588



*S.K.Sahoo*  
APO (F&A)

*Sankhary*  
Officer on Special Duty  
Finance

*S.K.Sahoo*  
FO  
Director

Date 05.09.2018  
Place: Bhubaneswar





ANNUAL REPORT  
& Audited Statement of Accounts 2017 - 18



ANNUAL ACCOUNTS

2017-18

RECEIPTS AND PAYMENTS ACCOUNT FOR THE PERIOD FROM 1ST APRIL, 2017 TO 31ST MARCH, 2018

RECEIPTS	Amount in Rs.		PAYMENTS	Amount in Rs.	
	For the Year Ended 31st March, 2018	For the Year Ended 31st March, 2017		For the Year Ended 31st March, 2018	For the Year Ended 31st March, 2017
<b>I. Opening Balances</b>			<b>L. Expenses</b>		
a) Cash In Hand	27	32,375	a) Establishment Expenses (corresponding to Schedule 20)		
b) Bank Balances:			i. Pay and Allowances	33,12,66,425	28,64,83,416
i) In current accounts	61,76,53,290	34,49,16,783	ii. Manpower (Outsourced)		
ii) In deposit accounts	-	-	iii. Staff Welfare Expenses		
iii) In Savings accounts	33,85,24,600	8,59,88,234	iv. Other Expenditure		
<b>II. Grants Received</b>			v. New Pension Contribution		
a) From Government of India	1,43,64,00,000	1,85,63,33,000	<b>h) Administrative Expenses (corresponding to Schedule 21)</b>		
b) From State Government	-	-	i. Laboratory Consumable		
c) From other sources	-	-	ii. Computer Consumables		
<b>III. Income on Investments</b>			iii. Rent, Rates & Taxes		
	-	-	iv. Duties & Taxes		
<b>IV. Interest Received</b>			v. Other Expenditure	28,32,49,383	14,58,76,237
On Bank Deposits	4,99,37,791	2,69,97,066	vi. Prior Period Expenses	72,300	-
<b>V. Other Income</b>			vii. Niser XII plan	5,41,15,912	1,85,16,421
a) Registration Fee ( Msc & Phd )	10,58,545	84,13,508	<b>II. Payments made against funds for various projects</b>		
b) Job Application Fee	63,000	1,32,000			
c) Summer course fee	84,500	28,000	<b>III. Investments and deposits made</b>		
d) Application fees	-	1,500	<b>IV. Expenditure on Fixed Assets &amp; Capital</b>		
e) Receipts of C.F., SCS	-	-	Work-in-progress		
f) RTI Application Fees	490	638	a) Purchase of Fixed Assets	54,46,48,918	61,96,91,376
g) Sale of Tender paper	3,14,390	4,66,925	b) Expenditure on Capital WP	1,86,12,208	1,01,21,597
h) Guest House Rent	6,21,913	3,91,399	<b>V. Refund of Surplus money/loans</b>		
i) License Fees	11,38,175	6,53,410			
j) Misc. Receipt	5,000	5,153	<b>VI Finance Charges (Interest)</b>	2,74,09,939	-
k) Transcript Fees	26,600	31,400			
l) Identity Card/Health Card(Duplicate) Fee	3,000	1,525	<b>VII. Other Payments</b>		
m) Lease Rent	1,45,378	-	a) Sundry Creditors	-	1,61,051
<b>VI. Amount Borrowed</b>			b) Smart City Fund	9,676	-
			c) Alumni Association Subscription	200	-
<b>VII. Any other receipts (Loans, Advances &amp; Expenses Recovered)</b>			d) License Fees	404	-
a) Security Deposit	24,89,486	15,67,448	e) Tender Paper Cost	10,000	-
b) E.M.D	7,45,997	5,83,680	f) NISER R&D	10,374	3,22,758
c) ICWA - 2018	-	2,68,78,792	g) ICWA - 2018	7,44,304	2,24,41,578
d) Fixed Assets	1,96,13,515	6,60,282	h) DCSEM-Medical Expenses	-	43,143
e) Other Expenses	-	2,57,694	i) Freight & Forwarding Expenses	-	1,21,882
f) Prior Period Income	-	89,669	j) Deposit (Asset) (LC)	20,80,05,775	22,48,03,043
g) Duties & Taxes	4,65,11,901	2,71,26,570	k) Deans Allowance Receivable	88,000	62,200
h) CSR FUND	4,18,770	-	l) Prepaid Expenses	-	84,64,700
i) JSEI INSHHE Payable	1,580	-	m) Newspaper & Magazine	-	58,938
j) Statutory Recoveries	2,47,16,177	1,60,81,386	n) Security Deposit ( Refundable )	22,80,489	7,60,032
k) Student Dues	1,32,63,045	32,81,334	o) Duties & Taxes	4,70,80,178	2,67,05,824
l) Scholarship - Ashutosh Payable	-	2,87,120	p) EMD	19,54,142	26,11,759
m) Hindi Sangashini	1,50,000	-	q) prior period expenses	-	53,000
n) Odisha State Fund	43,805	-	r) Scholarship - Ashutosh Payable	-	2,63,060
o) Smart City Fund	20,000	-	s) Statutory Recoveries	2,46,48,128	1,55,82,015
p) Scholarship Receivable	-	3,23,97,276	t) Student Dues	-	13,41,618
q) NISER XIITH Plan (Asset)	-	1,15,944	u) Registration Fee ( Msc & Phd )	1,29,060	6,63,974
r) Deposit (Asset) (LC)	28,64,42,831	18,95,07,382	v) Loans & Advance (Asset)	1,53,17,478	40,81,07,646
s) Loans & Advance (Asset)	1,02,24,932	55,83,514	w) Abhash Jha NBHM TA Claim	-	39,785
t) Mr. Vantri Siva TA BH (SERB)	-	1,35,504	x) Mr. Vantri Siva TA BH (SERB)	-	1,35,604
u) Scholarship Payable	1,73,96,191	-	y) Liabilities for Expenses	6,15,79,743	2,59,52,312
v) Sundry Creditors	-	1,61,061	z) Scholarship Receivable	2,04,85,082	85,82,539
w) DAE Fund	-	6,28,000	aa) Guest House Rent	-	17,862
x) NISER R & D Receivable	13,62,737	573	<b>VIII. Closing Balances</b>		
y) shop rent	-	7,76,062	a) Cash in hand	-	27
z) Abhash Jha NBHM TA Claim	-	1,60,420	b) Bank Balances:		
aa) Water Charges	-	1,13,332	i) In current accounts	90,02,80,727	61,78,53,298
ab) Electricity Charges	-	5,38,119	ii) In deposit accounts	-	-
ac) Travelling & Conveyance	-	6,37,532	iii) In savings accounts	34,62,16,300	33,85,24,600
ad) Supplies & Materials	-	5,43,513			
<b>TOTAL Rs.</b>	<b>2,86,95,27,389</b>	<b>2,61,55,40,101</b>	<b>TOTAL Rs.</b>	<b>2,86,95,27,389</b>	<b>2,61,55,40,101</b>

For P. K. NAYAK & CO.  
Chartered Accountants  
FRN - 318155B

Susanta Kumar  
(CA. S.K.Sahoo)  
Partner  
M. No. 060588



*[Signature]*  
APD (B&A)

*[Signature]*  
Officer in Special Duty  
Finance

*[Signature]*  
FO

*[Signature]*  
Director

Date: 05.09.2018  
Place: Bhubaneswar

**ANNUAL ACCOUNTS 2017-18**

**Schedule -1 : Corpus / Capital Fund**

( Schedule forming part of Balance Sheet as at 31.03.2018)

Particulars	Current Year(2017-18)		Previous Year(2016-17)	
Balance as at the beginning of the year	8,01,07,00,000		7,55,07,00,000	
Add: Contribution towards Corpus/Capital Fund	20,00,00,000		46,00,00,000	
<b>Add: XII Plan New Project</b>	<b>1,32,83,46,000</b>		<b>1,02,83,46,000</b>	
Advance Materials for Different applications Grant	14,30,00,000		14,36,00,000	
Basic Research in Cellular and Molecular Grant	14,76,00,000		11,75,00,000	
Centre for Fundamental Studies Grant	3,72,96,000		3,52,96,000	
Centre for Inter Disciplinary Sciences Grant	28,63,00,000		16,09,00,000	
Experimental Condensed Matter Ultra Cold Atom Grant	28,05,00,000		25,05,00,000	
Experimental High Energy Physics Programme Grant	3,42,00,000		3,12,00,000	
Microbes Immunity and Disease Biology Grant	14,19,00,000		11,19,00,000	
Novel Organic Compounds for Biomedical Grant	14,52,00,000		13,67,00,000	
Outreach Programmes in Maths and Systems Biology Grant	34,50,000		24,50,000	
Research in Basic Sciences Grant	5,00,00,000		-	
Theoretical High Energy and Condensed Matter Grant	5,89,00,000		3,83,00,000	
Less: Grant Transferred to Revenue	17,61,97,309		12,10,05,961	
		9,36,28,48,591		8,91,80,40,039
<b>Add/(Deduct): Balance of net income/ (expenditure) transferred from the Income and Expenditure Account</b>		<b>(81,62,59,819)</b>		<b>(95,37,25,030)</b>
<b>Balance as at the year end Total Rs.</b>		<b>8,54,65,88,872</b>		<b>7,96,43,15,009</b>

**Schedule -2 : Reserves & Surplus**

( Schedule forming part of Balance Sheet as at 31.03.2018)

Particulars	Current Year(2017-18)		Previous Year(2016-17)	
<b>1. Capital Reserve:</b>				
As per last Account	-		-	
Addition during the year	-		-	
Less: Deduction during the year	-		-	
<b>2. Revaluation Reserve</b>				
As per last Account	-		-	
Addition during the year	-		-	
Less: Deduction during the year	-		-	
<b>3. Special Reserve</b>				
As per last Account	-		-	
Addition during the year	-		-	
Less: Deduction during the year	-		-	
<b>4. General Reserve</b>				
As per last Account	-		-	
Addition during the year	-		-	
Less: Deduction during the year	-		-	
<b>TOTAL Rs.</b>				

For P. K. NAYAK & CO.

Chartered Accountants

FRN - 318155E

Susanta Kumar Saha  
(CA. S.K.Sahoo)

Partner

M. No. 060588



*[Signature]*  
APO (F&A)

*[Signature]*  
Officer on Special Duty  
Finance

*[Signature]*  
FO  
Director

ANNUAL ACCOUNTS 2017 - 18

Schedule -3 : Earmarked/Endowment Fund  
( Schedule forming part of Balance Sheet as at 31.03.2018)

Particulars	Fund-wise break up					Totals	
	Fund WW	Fund XX	Fund YY	Fund ZZ	Current Year(2017-18)	Previous Year(2016-17)	
a) Opening balance of the funds	-	-	-	-	-	-	
b) Additions to the funds:							
i. Donations/grants	-	-	-	-	-	-	
ii. Income from Investments made on account of funds	-	-	-	-	-	-	
iii. Other additions	-	-	-	-	-	-	
<b>TOTAL Rs. ( a + b)</b>	-	-	-	-	-	-	
c) Utilisation/Expenditure towards objectives of funds							
i. Capital Expenditure	-	-	-	-	-	-	
Fixed Assets	-	-	-	-	-	-	
Others	-	-	-	-	-	-	
<b>Total</b>	-	-	-	-	-	-	
ii. Revenue Expenditure							
Salaries, Wages and allowances	-	-	-	-	-	-	
Rent	-	-	-	-	-	-	
Other Administrative expenses	-	-	-	-	-	-	
<b>Total</b>	-	-	-	-	-	-	
<b>TOTAL Rs. (c)</b>	-	-	-	-	-	-	
<b>Net Balance at the year end ( a+b-c)</b>	-	-	-	-	-	-	

For P. K. NAYAK & CO.  
Chartered Accountants  
FRN - 318155E



S. Sankanta  
(CA. S. K. Sahoo)  
Partner  
M No. 060588

*[Signature]*  
APC (F&A)

*[Signature]*  
Officer on Special Duty  
Finance

*[Signature]*  
FO

*[Signature]*  
Director



**ANNUAL ACCOUNTS 2017-18**

**Schedule -4 : Secured Loans and Borrowings**

( Schedule forming part of Balance Sheet as at 31.03.2018)

Amount in Rs.

Particulars	Current Year(2017-18)		Previous Year(2016-17)	
1. Central Government		-		-
2. State Government (Specify)		-		-
3. Financial Institutions				
a) Term Loans	-		-	
b) Interest accrued and due	-	-	-	-
4. Banks:				
a) Term Loans	-		-	
Interest accrued and due	-	-	-	-
b) Other Loans (specify)	-		-	
Interest accrued and due	-	-	-	-
5. Other Institutions and Agencies		-		-
6. Debenture and Bonds		-		-
7. Others(specify)		-		-
<b>TOTAL Rs.</b>		-		-

For P. K. NAYAK & CO.  
Chartered Accountants  
FRN - 318155E

Susanta K.

(CA. S.K.Sahoo)  
Partner  
M. No. 060588



*S.K.S.*  
APO (F&A)

*A. K. Sahoo*  
Officer on Special Duty  
Finance  
FO

*S. K. Sahoo*  
Director

**ANNUAL ACCOUNTS 2017-18**

**Schedule -5 : Unsecured Loans and Borrowings**  
( Schedule forming part of Balance Sheet as at 31.03.2018)

Particulars	Amount in Rs.	
	Current Year(2017-18)	Previous Year(2016-17)
1. Central Government	-	-
2. State Government (Specify)	-	-
3. Financial Institutions	-	-
4. Banks:		
a) Term Loans	-	-
b) Other Loans (specify)	-	-
5. Other Institutions and Agencies	-	-
6. Debenture and Bonds	-	-
7. Fixed Deposits	-	-
8. Others(specify)	-	-
<b>TOTAL Rs.</b>	-	-

**Schedule -6 : Deferred Credit Liabilities**  
( Schedule forming part of Balance Sheet as at 31.03.2018)

Particulars	Amount in Rs.	
	Current Year(2017-18)	Previous Year(2016-17)
a) Acceptances secured by hypothecation of capital equipment and other assets	-	-
b) Others	-	-
<b>TOTAL Rs.</b>	-	-

For **P. K. NAYAK & CO.**  
Chartered Accountants  
FRN - 318155E

S. K. Sahoo  
(CA. S.K.Sahoo)  
Partner  
M. No. 060588



*[Signature]*  
APO (F&A)

*[Signature]*  
Officer on Special Duty  
Finance  
FO  
Director

ANNUAL ACCOUNTS

2017-18

Schedule -7 : Current Liabilities and Provisions  
( Schedule forming part of Balance Sheet as at 31.03.2018)

Amount in Rs.

S.No.	Particulars	Current Year(2017-18)		Previous Year(2016-17)	
<b>A.</b>	<b>CURRENT LIABILITIES</b>				
1.	Acceptances		-		-
2.	Sundry Creditors:				
	a) For Goods	2,87,653		2,87,653	
	b) Others - EMD	59,52,400		47,39,297	
			62,40,053		50,26,950
3.	Advances Received		-		-
4.	Interest accrued but not due on:				
	a) Secured loans/borrowings		-		-
	b) Unsecured Loans/borrowings		-		-
5.	Statutory Liabilities				
	a) Overdue		-		-
	b) Others				
	TDS (Non Salary)	96,446		6,00,701	
	TDS (Salary)	(10,202)		5,046	
	Work Contract Tax	-		53,175	
	c) Other Recoveries				
	Statutory Deposit	-		-	
			66,244		6,58,922
6.	Other Current Liabilities				
a)	Student Dues				
	Internal amenitie S.D.	1,86,000		1,92,000	
	Excess Prog. Regd. Fees	12,667		52,589	
	Caution Money (Labrotary)	13,000		13,000	
	Caution Money (Library)	14,12,000		12,41,000	
	Caution Money (Institute)	24,15,250		21,54,150	
	CSIR FUND	4,18,720		-	
	Smart City Fund	10,324		-	
	Hindi Sangashthi	1,50,000		-	
	DST INSPIRE	1,580		-	
	Odisha State Fund	43,805		-	
	Alumni Association Subscription	47,000		-	
	DAE Fund	-		6,28,000	
	Programme Registration	2,77,050		76,550	
	Student Welfare Fund	2,01,840		1,61,640	
	IOAA -2016	64,17,811		71,62,115	
	TA Claim (Abhash Jha)	-		1,20,654	
	Scholarship (Asutosh)	-		2,90,000	
	Earned Leave	-		12,713	
			1,16,07,047		1,21,04,411
b)	Security Deposit				
	Themes Consultant Pvt. Ltd.	22,722		22,722	
	Jena Travels	1,01,000		1,01,000	
	Airway Bhubaneswar	28,000		28,000	
	Ashok Kumar Nayak	5,000		5,000	
	Anirudha Mohapatra	65,147		4,864	
	Amarendra Ojha	61,188		31,385	
	4S Interiors	25,39,832		25,39,832	
	Bigyan Kumar Pradhan	1,29,782		24,369	
	Bijay Kumar Behera	1,26,313		32,500	
	Bhagarathi Sahoo	1,22,193		30,553	
	B K Giri	18,133		13,133	
	CEETAK	-		70,794	
	Clean "N" Clean	-		9,60,320	
	Damodar Engineers Pvt. Ltd.	-		76,947	
	Deepak Kumar Mishra	51,841		51,841	



ANNUAL ACCOUNTS

2017-18

**Schedule -7 : Current Liabilities and Provisions**  
( Schedule forming part of Balance Sheet as at 31.03.2018)

Amount in Rs.

S.No.	Particulars	Current Year(2017-18)	Previous Year(2016-17)
	Geeken Seating Collection Pvt. Ltd.	55,36,542	55,36,542
	Orissa Engineering Udyog Pvt. Ltd.	-	30,020
	HAK Electrical & Engineering Works	78,693	50,018
	H Electrical Engg. Works	16,439	16,439
	Jagannath Refrigeration Services	3,200	3,200
	Shri Rabindra Kumar Mallick	93,670	2,14,006
	Subhashree Engineering	4,890	4,890
	Pest Control India Pvt. Ltd.	360	360
	Biswajit Mishra	1,26,694	1,26,694
	Nirmal Chandra Sar	2,97,451	3,34,046
	Numeric Power Systems Ltd.	14,343	14,343
	Deepak Kumar Das	1,00,739	1,04,345
	Laser Science Services (I) Pvt Ltd	4,50,900	4,50,900
	Laxman Senapati	1,26,231	81,631
	Maa Dakshinachandi Catering Services	1,00,000	1,00,000
	Barnali Bera	34,317	-
	Richitrananda Samantaray	30,630	-
	Bikramajit Singh	5,000	-
	Chandan Electrical	10,000	-
	Debasis Pattanaik	1,02,000	-
	Dwarika Nath Samal	3,02,571	-
	Ensure Support Services India Ltd	5,000	-
	Everest Computers	5,000	-
	IN2IT Technology Pvt. Ltd.	5,000	-
	J N Sharma	1,00,000	-
	JOHNSON	1,30,504	-
	Kumar Electricals	5,000	-
	Manor Computers	5,000	-
	Maxim Systems	5,000	-
	Nablok Das	60,909	-
	Ray Electricals	19,015	-
	Santosh Kumar Paikaray	5,000	-
	S P Power System	13,975	-
	Suvidha Engineers Pvt. Ltd	1,15,644	-
	Vedica Resources	25,107	-
	Wizertech informatics Pvt. Ltc	5,000	-
	Nihar Ranjan Parida	-	1,96,981
	Sai Aircon	9,509	9,509
	Sanjeeb Kumar Das	5,000	5,000
	Sridhar Routray	5,000	5,000
	Sritam Computers	2,16,597	1,05,836
	Sujit Kumar Nahak	44,579	33,394
	Tathagata Engineering	2,48,536	1,40,267
		1,17,98,156	1,15,56,681
c)	Other s		
	Court Case of Souvagya Mahapatra	13,000	
	CPF/ GPF/ PRMS (Deputation V. Chandrasekhar)	(150)	
	NPS Recovery	74,519	21,595
	Professional Tax	815	540
		88,184	22,135
	<b>TOTAL Rs. (A)</b>	<b>2,98,19,694</b>	<b>2,93,69,099</b>





ANNUAL ACCOUNTS

2017-18

Schedule -7 : Current Liabilities and Provisions  
( Schedule forming part of Balance Sheet as at 31.03.2018)

Amount In Rs.

S.No.	Particulars	Current Year(2017-18)		Previous Year(2016-17)	
<b>B.</b>	<b>PROVISIONS</b>				
	For Taxation	-		-	
	Gratuity	-		-	
	Superannuation / Pension	-		-	
	Accumulated Leave Encashment	-		-	
	Trade Warranties / Claims	-		-	
	<b>For Expenses Payable</b>				
	Audit Fees	50,740		50,740	
	Fellowship	63,78,709		61,92,165	
	Hire Charges Vehicle	4,58,649		10,57,288	
	Stipend to Trainee	60,000		59,080	
	Fuel Charges	2,11,893		20,657	
	House Keeping Expenses	90,000		-	
	Honorarium/Remuneration	1,82,500		1,74,537	
	Outsourced Manpower	1,13,90,273		28,70,253	
	Outsourced Security	-		20,00,162	
	Medical Expenses	76,652		4,13,586	
	Advertisement Charges	7,189		-	
	Electricity Charges	75,741		-	
	Children Educational Allowance	18,41,097		-	
	Contingency Expenditure	5,69,463		-	
	Hospitality Expenses	2,25,678		-	
	Lab Consumable	26,02,544		-	
	Leave Travel Concession	1,93,743		-	
	Meeting Expenses	5,11,489		-	
	Newspaper & Magazine Expenses	1,814		-	
	Printing & Stationary Expenses	77,670		-	
	Postage & telegram	19,275		-	
	Pension Contribution	5,16,852		-	
	Leave Salary Contribution	2,75,403		-	
	Purchase of Consumable	11,67,340		-	
	Rent , Rate & Taxes	5,296		-	
	Sports & Internal Activity Expenses	24,256		-	
	Supplies & Materials	8,71,300		-	
	TA on Transfer	18,867		-	
	Travelling & Conveyance	4,75,160		-	
	Work in Progress	41,00,970		-	
	Repair & Maintainance Expenses	13,60,550		19,750	
	Professional Update Allowance	49,19,064		29,80,000	
	Pay and Allowances	1,88,35,057		1,75,25,066	
	Telephone & Telex	1,26,082		1,34,217	
	PRIS	3,32,10,225		2,66,85,421	
	Water Charges	6,540		17,796	
	NPS Employees Subscription	18,56,487		14,93,958	
	Ghuru Murughan Ganeshan	-		94,390	
	LSPC of Prof. T.K.Chandrasekhar	-		2,41,413	
	NPS-Receive SERB Delhi	1,920		1,920	
	<b>Sub-total Rs. (B)</b>		<b>9,27,96,493</b>		<b>6,20,32,439</b>
	<b>Total Rs. (A+B)</b>		<b>12,26,16,187</b>		<b>9,14,01,538</b>

For P. K. NAYAK & CO.  
Chartered Accountants  
FRN - 318155E

Susanta Kumar

(CA. S.K.Sahoo)  
Partner  
M. No. 030588



*[Signature]*  
APO (F&A)

*[Signature]*  
Officer on Special Duty  
Finance

*[Signature]*  
FO  
Director

**ANNUAL ACCOUNTS** 2017 - 18

Schedule - 4 - Fixed Assets  
(Schedule forming part of Balance Sheet as at 31.03.2018)

Sl. No.	Particular of Assets	Rate	WDV as on 01.04.2017	GROSS BLOCK Addition during the year		Deductions (-) (Sale / Acq. etc.) during the year	Cost/Valuation at the year-end	DEPRECIATION		NET BLOCK		
				more than 180 days	less than 180 days			Depreciation for the year	Deductions during the year	Total upto the year-end	As at the current year-end on 31.03.2018	As at the Previous year-end on 31.03.2017
1	Land	-	2,76,17,405	-	-	-	2,76,17,405	-	-	2,76,17,405	2,76,17,405	
2	Furniture & Fixtures	10%	30,73,64,163	24,69,953	87,76,268	-	31,66,40,404	3,13,25,226	-	3,13,25,226	28,53,15,179	
3	Computers	40%	42,89,969	13,830	1,17,50,287	-	1,60,53,066	40,73,167	-	40,73,167	1,19,84,500	
4	Software	40%	1,87,319	5,26,210	-	-	7,13,556	2,85,424	-	2,85,424	4,28,136	
5	Lab Equipments	15%	29,01,46,324	10,22,75,478	13,57,47,421	47,07,516	62,34,50,705	6,93,38,049	-	6,93,38,049	45,51,22,656	
6	Toxic Equipments	15%	1,26,680	-	-	-	1,26,680	19,002	-	19,002	1,07,678	
7	Books	40%	80,74,738	31,49,940	3,20,042	53,161	84,91,657	39,32,614	-	39,32,614	51,59,043	
8	Journals	40%	2,68,56,335	2,54,63,253	-	7,910	5,13,12,678	2,05,25,032	-	2,05,25,032	3,07,87,647	
9	Air Conditioners	15%	16,02,851	-	-	-	16,02,851	2,86,429	-	2,86,429	16,17,423	
10	Vehicles	15%	4,07,138	-	-	-	4,07,138	61,070	-	61,070	3,46,066	
11	Bicycle	15%	3,078	-	-	-	3,078	482	-	482	2,617	
12	Machinery & Equipments	15%	8,20,76,181	1,21,21,996	1,22,61,805	-	10,64,59,872	1,50,49,345	-	1,50,49,345	9,14,10,527	
13	EPABX	15%	9,332	-	-	-	9,332	1,445	-	1,445	8,197	
14	Kitchen Equipments	15%	44,36,343	-	-	-	44,36,343	6,72,162	-	6,72,162	38,08,920	
15	Telephones	10%	7,475	-	3,514	4,761	44,81,082	923	-	923	10,068	
16	Capital Assets(WIP)	-	2,78,55,200	1,02,21,832	1,24,91,346	1,90,12,158	22,15,56,280	-	-	-	22,15,56,280	
17	MISER XII Plan Asset	-	40,60,52,597	12,97,36,776	14,86,87,291	4,28,42,541	54,20,71,117	-	-	-	84,20,71,116	
	<b>TOTAL Rs.</b>		<b>1,37,34,96,878</b>	<b>28,59,92,155</b>	<b>32,79,18,004</b>	<b>6,61,27,147</b>	<b>1,92,12,68,993</b>	<b>14,39,88,349</b>	<b>-</b>	<b>14,39,88,349</b>	<b>1,77,72,90,641</b>	<b>1,37,34,96,880</b>

For P. K. NAYAK & CO.  
Chartered Accountants  
FHN - 318135E



Sukanda  
(CA. S.K.Sahoo)  
Partner  
M. No. 050588

*[Signature]*  
Director

*[Signature]*  
AYAZ  
F D  
OFFICER in Special Duty  
Finance

**ANNUAL ACCOUNTS 2017-18**

**Schedule -9 : Investments from Earmarked/Endowment Funds**

( Schedule forming part of Balance Sheet as at 31.03.2018)

Amount in Rs.

Particulars	Current Year(2017-18)	Previous Year(2016-17)
1. In Government Securities	-	-
2. Other approved Securities	-	-
3. Shares	-	-
4. Debentures and Bonds	-	-
5. Subsidiaries and Joint Ventures	-	-
6. Others (to be specified)	-	-
<b>TOTAL</b>	-	-

**Schedule -10 : Investments-Others**

( Schedule forming part of Balance Sheet as at 31.03.2018)

Amount in Rs.

Particulars	Current Year(2017-18)	Previous Year(2016-17)
1. In Government Securities	-	-
2. Other approved Securities	-	-
3. Shares	-	-
4. Debentures and Bonds	-	-
5. Subsidiaries and Joint Ventures	-	-
6. FD against LC's	6,29,72,523	14,24,04,232
<b>TOTAL Rs.</b>	<b>6,29,72,523</b>	<b>14,24,04,232</b>

For **P. K. NAYAK & CO.**

Chartered Accountants

FRN - 318155E

S u c a n t a 14/07/18

(CA. S.K.Sahoo)

Partner

M. No. 060588



*S.K.Sahoo*  
O (F&A)

*Alok Kumar*  
Officer on Special Duty  
Finance

*Alok Kumar*  
FO

*S.K.Sahoo*  
Director

**ANNUAL ACCOUNTS 2017 - 18**

**Schedule -11 : Current Assets, Loans, Advances etc.**  
( Schedule forming part of Balance Sheet as at 31.03.2018)

Particulars	Current Year(2017-18)		Previous Year(2016-17)	
<b>A. CURRENT ASSETS:</b>				
<b>1. Inventories:</b>				
a) Stores and Spares	-	-	-	-
b) Loose Tools	-	-	-	-
c) Stock-in-trade	-	-	-	-
Finished goods	-	-	-	-
Work in progress	-	-	-	-
Raw Materials	-	-	-	-
<b>2. Sundry Debtors:</b>				
a) Debtors Outstanding for a period exceeding six months	-	-	-	-
b) Others	-	-	-	27
<b>3. Cash balances in hand</b>				
<b>4. Bank Balances</b>				
c) SBI A/C - 30755200010	90,02,80,727	-	61,79,03,288	-
b) UOI A/C - 42050206000215	-	-	1,78,52,381	-
c) ICB A/C - 37370100000600	34,17,94,815	-	28,47,75,055	-
d) IOB A/C - 37570100000898	40,52,888	-	38,94,483	-
e) IOB A/C - 147601000018510	3,89,117	1,24,64,37,227	3,22,02,701	95,63,77,868
<b>5. Post office Savings Accounts</b>				
	-	-	-	-
<b>Total(A)</b>		<b>1,24,84,97,227</b>		<b>95,63,77,823</b>
<b>B. LOANS, ADVANCES AND OTHER ASSETS:</b>				
<b>1. Staffs:</b>				
Achay Kumar Mohanty	-	-	2,000	-
Amananda Kumar Debora	-	-	187	-
Amananda Singh, Ph.D. Student, SPS	16,200	-	15,200	-
A V Anil Kumar (SPS)	-	-	62,282	-
Bhageshen Dhal	-	-	3,711	-
Binoo Bhaqat	-	-	2,682	-
Braundaban Sahu	-	-	73,000	-
Chandra Shekar Purohit	-	-	23,000	-
Doboolish Mallik	1,25,352	-	2,94,210	-
Jaban Meher	70,233	-	70,233	-
Jogendra Jena	-	-	212	-
Pradeep Kumar Mishra	17,404	-	17,404	-
Prasanta Baral	20,325	-	20,325	-
Pralay Kumar Mal	28,445	-	1,52,000	-
Renuk Singh	-	-	5,03,260	-
Sandeep Bhowmik	-	-	5,03,000	-
Sanjay Kumar Patra	-	-	5,221	-
Subhansu Sekhar Panda	-	-	311	-
Deepak Srivastav	3,389	-	3,389	-
Vijay Singh	10,000	-	23,000	-
Vipul Bharti	-	-	2,94,210	-
Scamish Ghewik	74,800	-	51,283	-
Sudhansu Das	-	-	90,000	-
Shabnam Khanum	-	-	13,000	-
Sourav Kundu SPS	-	-	3,55,140	-
Pranaya Ku Swain	4,780	-	4,700	-
Achay Kumar Nayak	1,500	-	-	-
Amananda Das	80,001	-	-	-
Debadip Mishra	1,25,352	-	-	-
Dobasmita P.A Jena	1,00,000	-	-	-
G. Ganesh Das	8,075	-	-	-
Karik Banerjee	2,70,000	-	-	-
Kishore C S Panigrahi	3	-	-	-
KVS Baidharyath	607	-	-	-
Ma jusha Didi	8,182	-	-	-
Mr Dilip Jha	6,616	-	-	-
Mr Ranarajan Srinivasan	2,153	-	-	-
Mr. Trailokyanath Sahoo	84,104	-	-	-
M Suryanarayan (Ph.D., NISER)	1,54,500	-	-	-
Neelapada Dutta	15,000	-	-	-
Nishikanta Khandai	20,000	-	-	-
Pankaj Aich	2,00,000	-	-	-
Subhankar Bederla	1,40,000	-	-	-
U Sourora], Reader	64,242	-	-	-
V A Sekhivai	865	-	-	-
V Ravi Chandra, Reader	99,000	-	-	-
Abhaya Kumar Mohanty (Imprest)	20,000	-	-	-
Sanjay Panu (Imprest)	8,488	-	-	-
Arun Kumar Choudhary (Imprest)	9,000	-	-	-
Ashok Mahapatra (Imprest)	3,074	-	-	-
Biswaji Mishra (Imprest)	9,542	-	-	-
Deepak Kumar Dalai (Imprest)	10,000	-	-	-
Deepak Srivastav (Imprest)	10,000	-	-	-
Deban Bederla Singh (Imprest)	4,892	-	-	-
Kishore CS Panigrahi (Imprest)	10,000	-	-	-
P D Ravi Kumar (Imprest)	5,149	-	-	-
Pratik Singh (Imprest)	8,000	-	1,000	-
Purna Chandra Sahu (Imprest)	5,000	-	-	-
Dr Ranjit Malhotra (Imprest)	3,500	-	15,000	-
Sankar Hira SO (Imprest)	10,000	-	-	-
Subhankar Bederla (Imprest)	14,525	-	-	-
Sudhanshu Frusty (Imprest)	10,000	-	-	-
Gumedha Warden (Imprest)	2,807	-	-	-
Shabnam Khanum (Imprest)	10,000	-	20,000	-
Hanka Das (Imprest)	-	-	1,545	-
Pankaj Aich (Imprest)	-	-	4,892	-
Rishi Das (Imprest)	-	-	10,000	-
Festival Advance to Staff	3,800	-	64,500	-
		<b>13,77,908</b>		<b>27,000</b>





**ANNUAL ACCOUNTS 2017 - 18**

Schedule -11 : Current Assets, Loans, Advances etc.  
( Schedule forming part of Balance Sheet as at 31.03.2018)

Particulars	Current Year(2017-18)	Previous Year(2016-17)
b) Other Entities engaged in activities similar to that		
c) Others		
NBHM Support DHA	1,67,174	1,67,174
Deans Allowance Receivable	1,72,230	1,00,199
<b>Advances to Suppliers :</b>		
Exim Logistics Pvt Ltd	25,00,000	-
DSS Imagetech Pvt. Ltd.	23,04,540	-
MTI Corporation USA	-	1,430
Pravartaka Infotech LLP, Bangalore	27,000	27,000
Siero Medicare, Coimbatore	-	36,397
M/s A One Hospitality & catering	72,228	96,603
Scholarship -ICMR	50,345	50,345
Scholarship -UGC	64,60,307	35,68,332
Scholarship -INSPIRE	(15,74,493)	15,11,425
Scholarship- DBT	1,00,000	-
DCS & EM,Mumbai	5,30,00,00,000	5,30,00,00,000
Scholarship -CSIR	1,56,83,356	1,34,77,630
IGCAR	30,402	30,402
Inspire Scholars (MSC)	7,10,288	-
NEST -2016	-	28,620
DCS & M,VECC,Kolkata	24,62,10,423	24,62,10,423
Security Deposit		
2. <u>Advances and other amounts recoverable in cash or in kind or for value to be received:</u>		
a) on Capital Account	-	-
b) Prepayments	-	-
c) Others		
JEST-2010	-	-
DCSEM-Medical Expenses Receivable	12,17,090	2,50,666
R&D Receivable	8,990	3,78,937
ICAA - 2016	-	-
KYPY 2013	-	-
Prepaid Expenses	-	64,64,700
3. <u>Income Accrued:</u>		
a) On Investments from Earmarked/Endowment Fund	-	-
b) On Investment-Others	-	-
c) On Loans and Advances	-	-
d) Others	-	-
4. <u>Claims Receivables</u>		
<b>Total (B)</b>		
<b>TOTAL Rs. (A+B)</b>		
	5,57,29,13,770	5,56,53,06,180
	63,17,910	63,17,910
	12,26,080	91,14,303
	5,58,24,35,668	5,58,34,38,413
	6,82,89,32,895	6,53,88,16,338

For P. K. NAYAK & CO.  
Chartered Accountants  
FRN - 318155E  
S. S. S. S. S.  
(CA. S.K.Sahoo)  
Partner  
M. No. 060588



*[Signature]*  
APO (F&A) Office on Special Duty  
Finance  
*[Signature]*  
FO

*[Signature]*  
Director

**ANNUAL ACCOUNTS 2017 - 18**

**Schedule -12 : Income from Sales/Services**

( Schedule forming part of Income & Expenditure for the year ended on 31.03.2018)

Amount in Rs.

Particulars	Current Year(2017-18)	Previous Year(2016-17)
1) <u>Income from sales</u>		
a) Sale of Finished Goods	-	-
b) Sale of Raw Material	-	-
c) Sale of Scraps	-	-
2) <u>Income from Services</u>	-	-
a) Labour and Processing Charges	-	-
b) Professional/Consultancy Service	-	-
c) Agency Commission and Brokerage	-	-
d) Maintenance Services (Equipment/Property)	-	-
e) Others (Specify)	-	-
<b>TOTAL Rs.</b>	-	-

**Schedule -13 : Grants/Subsidies**

( Schedule forming part of Income & Expenditure for the year ended on 31.03.2018)

Amount in Rs.

Particulars	Current Year(2017-18)	Previous Year(2016-17)
(Irrevocable Grants & Subsidies Received)		
1) Central Government		
I ) Non plan (Revenue)	93,64,00,000	85,63,33,000
i) Plan (Capital)	5,51,91,348	4,92,56,923
2) State Government(s)	-	-
3) Government Agencies	-	-
4) Institutions/Welfare Bodies	-	-
5) International Organisations	-	-
6) Others (Specify)	-	-
<b>TOTAL Rs.</b>	<b>99,15,91,348</b>	<b>90,55,89,923</b>

For P. K. NAYAK & CO.

Chartered Accountants

FRN - 318155E

Suicants

(CA. S.K.Sahoo)

Partner

M. No. 060588



PO (F&A)

*(Signature)*

Officer on Special Duty  
Finance

*(Signature)*  
FO

*(Signature)*

Director

**ANNUAL ACCOUNTS 2017 - 18**

**Schedule -14 : Fees/Subscriptions**

( Schedule forming part of Income & Expenditure for the year ended on 31.03.2018)

Particulars	Amount in Rs.	
	Current Year(2017-18)	Previous Year(2016-17)
1. Registration Fees (Msc & Phd)	1,24,58,238	94,72,934
2. Application Fees		1,500
3. License Fees	11,20,771	5,82,710
4. Sale of Tender Paper	3,04,350	4,86,925
5. RTI Application Fees	490	636
6. Transcript Fees	28,500	31,400
7. Identity card/Health Card fee	3,000	1,525
8. Summer course fees	64,500	28,000
9. Miscellaneous Receipts	-	6,267
10. Guest House Rent	6,21,910	3,73,547
11. Job Application Fees	63,000	1,52,000
12. Rent for shop	-	7,76,062
13. Other Income (LSPC TKC & EL BKS)	2,59,125	-
14. Lease Rent	1,45,378	-
<b>TOTAL Rs.</b>	<b>1,50,67,261</b>	<b>1,18,73,514</b>

**Schedule -15 : Income from Investments**

( Schedule forming part of Income & Expenditure for the year ended on 31.03.2018)

Particulars	Amount in Rs.			
	Investment from Earmark Fund		Investment Others	
	Current Year(2017-18)	Previous Year(2016-17)	Current Year(2017-18)	Previous Year(2016-17)
(Income on Invest. From Earmarked/Endowment Funds transferred to Funds				
1. Interest				
a) On Govt. Securities	-	-	-	-
b) Other Bonds/Debentures	-	-	-	-
2. Dividends:				
a) Or Shares	-	-	-	-
b) Or Mutual Fund Securities	-	-	-	-
3) Rents	-	-	-	-
4) Others (Specify)	-	-	-	-
<b>TOTAL</b>	-	-	-	-
Transferred to Earmarked/Endowment Funds	-	-	-	-

For P. K. NAYAK & CO.  
Chartered Accountants  
FRN - 318155E

*Susanta Kumar Sahoo*  
(CA. S.K.Sahoo)  
Partner  
M. No. 060598



*[Signature]*  
AFO (T&A)

*[Signature]*  
Officer on Special Duty  
Finance  
FO

*[Signature]*  
Director

**ANNUAL ACCOUNTS 2017-18**

**Schedule -16 : Income from Royalty, Publication etc.**

( Schedule forming part of Income & Expenditure for the year ended on 31.03.2018)

Amount in Rs.

Particulars	Current Year(2017-18)	Previous Year(2016-17)
1) Income from Royalty	-	-
2) Income from Publications	-	-
3) Others (specify)	-	-
<b>TOTAL</b>	-	-

**Schedule -17 : Interest Earned**

( Schedule forming part of Income & Expenditure for the year ended on 31.03.2018)

Amount in Rs.

Particulars	Current Year(2017-18)	Previous Year(2016-17)
<b>1) On Term Deposits:</b>		
a) With Scheduled Banks	-	-
b) With Non-Scheduled Banks	-	-
c) With Institutions	-	-
d) Others	-	-
<b>2) On Savings Accounts:</b>		
a) With Scheduled Banks	2,25,38,958	2,74,07,176
b) With Non-Scheduled Banks	-	-
c) With Institutions	-	-
d) Others	-	-
<b>3) On Loans:</b>		
a) Employees/ Staff	-	-
b) Others	-	-
<b>4) Interest on Debtors and Other Receivables</b>		
<b>TOTAL Rs.</b>	<b>2,25,38,958</b>	<b>2,74,07,176</b>

For P. K. NAYAK & CO.

Chartered Accountants

FRN - 318155E

Sucanta Kumar

(CA. S.K.Sahoo)

Partner

M. No. 3060588



*[Signature]*  
Officer on Special Duty  
Finance

*[Signature]*  
FO

*[Signature]*  
Director



**ANNUAL ACCOUNTS**

**2017 - 18**

**Schedule -18 : Other Income**

( Schedule forming part of Income & Expenditure for the year ended on 31.03.2018)

Amount in Rs.

Particulars	Current Year(2017-18)	Previous Year(2016-17)
1. Profit on Sale/disposal of Assets:		
a) Owned Assets	-	-
b) Assets acquired out of grants, or received free of cost	-	-
2. Export Incentives realised	-	-
3. Fees for Miscellaneous Services	-	-
4. Miscellaneous Income	-	-
<b>TOTAL</b>	<b>-</b>	<b>-</b>

**Schedule -19 : Increase/(Decrease) in Stock of Finished Goods & Work-in-progress**

( Schedule forming part of Income & Expenditure for the year ended on 31.03.2018)

Amount in Rs.

Particulars	Current Year(2017-18)	Previous Year(2016-17)
a) Closing Stock	-	-
Add: Finished Goods	-	-
Add: Work in Progress	-	-
b) Less: Opening Stock	-	-
Add: Finished Goods	-	-
Add: Work in Progress	-	-
<b>NET INCREASE/(DECREASE) (a-b)</b>	<b>-</b>	<b>-</b>

**Schedule -20 : Establishment Expenses**

( Schedule forming part of Income & Expenditure for the year ended on 31.03.2018)

Amount in Rs.

Particulars	Current Year(2017-18)	Previous Year(2016-17)
a) Pay and Allowances	24,81,46,972	16,74,80,426
b) Manpower (Outsourced)	8,44,36,409	4,13,32,566
c) Stipend to Trainee	5,25,917	5,30,561
d) Contribution to NPS	2,21,04,479	1,47,36,116
e) Leave Travel Concession	35,07,262	31,45,902
f) Fellowship to Phd Scholars	5,80,45,080	5,80,14,745
g) Fellowship to Post Doctoral Scholars	71,26,809	52,21,223
h) Contingency to PHD Students	55,88,065	33,92,951
i) Honorarium & Scholarship	45,32,538	56,84,033
j) PRIS	3,33,21,056	3,72,45,523
k) Medical Expenses	17,47,908	34,30,362
l) Children Education Allowance	20,52,229	12,05,327
m) Leave Encashment	15,97,335	5,18,164
n) Leave Salary Contribution	5,28,191	1,14,400
o) Professional Update Allowance	49,19,064	28,99,654
p) Pension Contribution	7,90,561	2,36,210
q) Contingency Expenses PDF	4,77,189	-
r) Msc Scholarship (DISHA)	61,88,734	-
s) Summer course fellowship -student	20,322	-
	<b>48,36,56,200</b>	<b>34,51,88,163</b>

For P. K. NAYAK & CO.

Chartered Accountants  
FRN - 318155E

Surender Kumar  
(C.A.S.K.Sahoo)  
Partner  
M. No. 060588

P. K. NAYAK & CO. CHARTERED ACCOUNTANTS  
BHUBANESWAR  
FO (F&A)

Officer on Special Duty  
Finance  
FO

Director

**ANNUAL ACCOUNTS**

**2017 - 18**

**Schedule -21 : Other Administrative Expenses**

( Schedule forming part of Income & Expenditure for the year ended on 31.03.2018)

Particulars	Amount in Rs.	
	Current Year(2017-18)	Previous Year(2016-17)
Graduation Ceremony Expenses	4,74,704	2,55,910
Freight & Forwarding Expenses	1,46,358	12,36,732
Foundation Day Expenses	1,000	83,800
Purchases (Consumables)	6,49,86,723	3,19,04,297
Office Maintenance	-	13,884
Repair & Maintenance	1,60,17,143	87,69,337
Electrical Maintenance	68,275	29,14,031
Civil Maintenance	12,36,055	56,45,016
Advertisement	12,30,786	13,59,999
Audit Fees	50,740	50,740
Bank Charges & Commission	83,660	58,675
CRA Service Charges	36,134	46,546
Electricity Charges	5,27,34,079	4,64,84,454
Fuel for DG set	2,41,417	64,290
Hospitality Expenses	24,71,816	22,25,627
Housekeeping Expenses	12,19,791	88,24,053
Legal Fees	2,17,505	1,69,535
Meeting Expenses	27,78,700	9,60,333
News Papers and Periodicals	71,842	65,522
Membership fee	4,200	-
Postage & Courier	4,78,311	5,06,469
Printing & Stationery	7,97,599	10,96,240
Rent, Rates & Taxes	5,25,587	10,28,506
Seminar/Workshop Expenses	41,52,573	16,02,211
Telephone & Internet charges	1,95,66,615	83,13,976
Travelling & Conveyance - Domestic	88,89,876	87,35,971
Travelling & Conveyance - Foreign	89,92,057	93,32,713
Vehicle Maintenance Expenses	90,77,399	1,40,87,473
Water Charges	30,49,686	1,03,796
Professional Charges	8,260	-
Publication Charges	1,54,916	-
Subscription Expenses	65,29,514	-
<b>NISER XII PLAN</b>	-	-
Domestic Travel	7,61,982	4,32,846
Fellowships	17,88,666	14,05,455
Foreign Travels	37,78,580	22,55,654
Office Expenses	81,599	33,46,989
Other Expense	24,56,095	4,71,086
Supplies & Materials	4,63,24,427	4,13,18,893
Honorarium	-	26,000
<b>TOTAL Rs.</b>	<b>26,14,84,671</b>	<b>20,51,97,058</b>

For P. K. NAYAK & CO.

Chartered Accountants


FRN - 318155E


(CA. S.K.Saha)

Partner

M. No. 060588

(F&A)

  
 Officer on Special Duty  
 Finance

  
 Director

Alaya  
 FD

**ANNUAL ACCOUNTS**

**2017-18**

**Schedule -22 : Expenditure on Grants, Subsidies etc.**

( Schedule forming part of Income & Expenditure for the year ended on 31.03.2018)

Amount in Rs.

Particulars	Current Year (2017-18)	Previous Year (2016-17)
a) Grant given to Institutions/Organisation	-	-
b) Subsidies given to Institutions/Organisation	-	-
<b>TOTAL</b>	-	-

**Schedule -23 : Interest**

( Schedule forming part of Income & Expenditure for the year ended on 31.03.2018)

Amount in Rs.

Particulars	Current Year (2017-18)	Previous Year (2016-17)
a) On Fixed Loans	-	-
b) On Other Loans (including Bank Charges)	-	-
c) Others (specify)	-	-
<b>TOTAL</b>	-	-

For P. K. NAYAK & CO.

Chartered Accountants

FRN - 318155E

*S.K.S.*  
 *S.K.S.*  
(CA. S.K.Sahoo)  
Partner  
M. No. 060588

APO (F&A)

*S. Sankhary*  
Officer on Special Duty  
Finance

*Maya*  
FO

*S.S.*  
Director

## ANNUAL ACCOUNTS 2017 - 18

### SCHEDULE 24 – SIGNIFICANT ACCOUNTING POLICIES

(Schedule forming part of the accounts for the period ended on 31.03.2018)

#### **About the organisation :**

The National Institute of Science Education and Research (NISER) set up at Bhubaneswar by the Department of Atomic Energy was registered as a Society with the Registrar of Societies, Cuttack, Orissa vide registration no:22426/16 dt. 10.07.2007 with a capital outlay of Rs 857.27 crores .

NISER conducts the following programmes in science education for bright and meritorious students who are selected through National Entrance Screening Test (NEST) conducted on all India basis.

- a) An integrated 5 year M.SC programme in the core and emerging branches of basic sciences to students after 10+2 higher secondary schooling.
- b) Integrated M.SC +PHD programmes after 10+2 from other universities.
- c) PHD programme after MSC from other Universities.
- d) Computer Science and Earth& Planetary Science

Presently NISER has 579 students admitted in 5 year M.SC programme in the various streams of Basic Sciences .

#### **1. Basis of Preparation of Financial Statements**

The Financial Statements have been prepared on accrual basis following going concern concept, accounting standards and in accordance with the General Accepted Accounting Principles In India (Indian GAAP) except otherwise stated elsewhere.

The accounting policies adopted in the preparation of financial statements are consistent with those of previous year.

#### **2. Fixed Assets**

Fixed assets are stated at cost of acquisition inclusive of inward freight, duties & taxes and incidental & direct expenses related to acquisition.





## ANNUAL ACCOUNTS 2017 - 18

### 3. Depreciation

Depreciation has been provided on written down value method as per rate prescribed in the income Tax Act, 1961.

### 4. Capital Assets(WIP)

The institute is at project stage. Hence Capital Expenditure incurred on construction activities including Electrical Furnishing, Electrical installation, Electrical Transformer & Office Automation etc are being shown as capital work in progress in the FY 2017-18.

### 5. Recognition of income & Expenditure

Income & expenditure are generally recognised on accrual basis & provision made for all known liabilities.

Lab consumables and stores consumables purchased during 2017-18 is treated as recurring expenditure and the consumables are transferred to respective schools of study. Necessary records are maintained at the school concerned.

### 6. Foreign Exchange Transactions

Transactions involving foreign currency are accounted at the exchange rate prevailing on the date of the transaction.

### 7. Accounting for Registration Fees

Registration fee of students are being accounted for on receipt basis.

### 8. Accounting of interest earned on FD

Interest earned against lien of FD are being accounted for on cash basis.

### 9. Government Grants/ Subsidies

- a) Government Grants of the nature of contribution towards capital cost of setting up projects are treated as grant in aid for creation of assets.
- b) Government grants/ subsidy is accounted on realisation basis.

### 10. Lease

Lease rentals are expensed with reference to lease terms.





**ANNUAL ACCOUNTS 2017 - 18**

**11. Retirement Benefits**

Liability towards gratuity payable on death/ retirement and provision for accumulated leave encashment benefit to employees is not applicable at present.

**12. TAXATION**

Since the Institute is a research oriented organization wholly funded by Government of India, Department of Atomic Energy there being no taxable income under Income-tax Act 1961, no provision for Income tax has been made during the year.

For P. K. NAYAK & CO.  
Chartered Accountants  
FRN - 318155E

*Susanta Kumar*

(CA. S.K.SAHOO)  
Partner  
M. No. 060588



*[Signature]*  
APO (F&A)

*[Signature]*  
Officer on Special  
Duty *[Signature]*  
FO

*[Signature]*  
Director

**ANNUAL ACCOUNTS 2017-18**

**Schedule -25: Contingent liabilities & Notes on Accounts**

(Schedule forming part of the accounts for the period ended on 31.03.2018)

Amounts in Rs.

**A) CONTINGENT LIABILITIES**

1. Claims against the entity not acknowledge as debts	NIL
2. Liability for partly –paid investments	NA
3. Liabilities on account of outstanding forward exchange contracts	NA
4. Guarantee & letters of credit outstanding	NIL
5. Bills Discounted	NIL
6. Other items for which the entity is contingently liable	NIL

**B) Notes on accounts**

**1. Prior period expenditure**

- a) Rs.26,22,136 /- Paid / adjusted to Students caution money , mess dues against payment of their mess bill. and reversal of forfeited EMD

**2. Lien against FD**

Lien against FD shown in Receipt & payment s account relates to items under import & the same is in order.

3. Corresponding figures for the previous year have been regrouped/ arranged, where ever necessary.
4. Schedules 1 to 25 are annexed to and form an integral part of the Balance Sheet as at 31<sup>st</sup> March, 2018 and the Income & Expenditure Account for the year ended on that date.

For **P. K. NAYAK & CO.**

Chartered Accountants  
FRN - 318155E

Susanta Kumar Sahoo

(CA. S.K.Sahoo)  
Partner  
M. No. 060588



*[Signature]*  
APO(F&A)

*[Signature]*  
Officer on Special  
Duty(Finance) *[Signature]*  
FD

*[Signature]*

Director